

SAN ANTONIO  
CALLIGRAPHERS GUILD

# Flourishes

September, 2014



# Carolyn's Comments



Welcome back as we begin our 2014-15 Calligraphy year. I am honored to serve as your president and will do my best to represent you.

Thanks to all who have agreed to serve as Board members and committee chairs. The committee chairs met in June and have planned a very interesting and exciting year for our programs, early birds, minis, Saturday Specials, and major workshops. Note that the first Saturday Special, **An Introduction to Color and Design**, presented by Leslie Winakur and Maggie Gillikin, will take place in the Parish Hall on September 20<sup>th</sup>. Plan to sign up for this and our other events at our first meeting on September 4<sup>th</sup>.

On June 5th we enjoyed our annual pot luck dinner with delicious food and a time to relax and visit with our calligraphy friends. A beautiful President's Book, made up of contributions from many of our members, was presented to Becky Hughes in thanks for her two years of outstanding leadership. Thanks to Sylvia Stanley for providing the Envelope Exchange Display. Thanks to Leslie Winakur for helping us learn about and practice Build-Up Letters at the mini on June 19<sup>th</sup>.

Your Library Committee has been very busy. Special thanks to Macy Reid, Jill Adams, and Suzan O'Connor who have secured a room for our library to be housed at Christ Episcopal Church. The room is located just to the left when we enter the Parish Hall. The library was moved during the summer and is available to our members before each meeting from 6:15 PM until 6:50 PM beginning September 4<sup>th</sup>. More information will be forthcoming.

A committee made up of Suzan O'Connor, Lenora Jordan, Beth Morton, Lynn Rothe, MaryLynn Lurz, and I have been very involved in redesigning our website. Haley Ping was selected to create the website and to serve as Webmaster. Stay tuned for details about when the new site will be available and how you can get the most out of it. At the September meeting we'll be voting to change Article V of the Guild Bylaws to state "The President shall serve as Web Administrator."


Our September meeting will be the unveiling of our Secret Pals and the interesting gifts made for them over the summer. Thanks to Bonnie Davis and her committee who have made this a fun and inspiring activity for the participants.

See you in September!

Carolyn

## COVER ARTIST

Rosemary Rodriguez



## SEPTEMBER BIRTHDAYS

1 Betty Lou Jordan	21 Rose Marie Siebenhausen
1 Nancy McHugh	23 Karen Fridlund
1 Haley Ping	26 Loni Carlson
2 Joanne Pacelli	27 Kaye Yarbrough
3 Fay Lee	
5 Sylvia Stanley	
9 Francis Stoppiello	
13 Karen Veni	
15 Suzan O'Connor	
20 Loretta Gordon	



*Flourishes*, the monthly publication of the San Antonio Calligraphers' Guild, is published ten times per year, September through June. All articles and art work must be submitted to Beth Morton at [News@SanAntonioCalligraphy.com](mailto:News@SanAntonioCalligraphy.com), with SACC in the subject line. Deadline is the first Thursday of the month prior to the next month's issue, usually at the monthly General Meeting. ©2014. All rights reserved.



# September 2014

Sun	Mon	Tue	Wed	Thu	Fri	Sat
	1	2	3	4 	5	6
7	8	9	10	11	12	13
14	15	16	17	18 	19	20 
21	22	23	24	25 	26	27
28	29	30				



Thursday, Sept  
4th  
Parish Hall

**6:30 Early Bird:** Secret Pal Exchange Display

**7:00 General Meeting** and Secret Pal Reveal—Hosted by the Secret Pal Committee



Thursday, Sept  
18th  
Parish Hall

**7:00 PM—** Mini Workshop

Photographing Your Artwork, with Suzan O'Connor and Becky Hughes



Saturday, Sept  
20th  
Parish Hall

**10 AM—4 PM—Saturday Special**

Introduction to Color and Design, with Maggie Gillikin and Leslie Winakur









Thursday, Sept  
25th

**7:00 PM—** Board Meeting

Held at the home of Leslie Winakur

# October 2014

Sun	Mon	Tue	Wed	Thu	Fri	Sat
			1	2 	3	4
5	6	7	8	9	10 	11 
12 	13	14	15	16 	17	18
19	20	21	22	23	24	25
26	27	28	29	30 	31	



Oct 2nd  
Parish Hall

**6:30 Early Bird:** SACG on Your E-Device with Beth Morton and Friends  
**7:00 PM:** General Meeting and Tour of the New SACG Website and Library Location—Website Committee and Macy Reid



Oct 10th

**7:00-9:00 PM:** Meet the Artist—Jacqueline Sullivan  
Held at the Home of Leslie Winakur



Oct 11-12  
Discovery  
School

**9AM—5 PM :** Major Workshop  
Lively and Luscious Layers, with Jacqueline Sullivan



Oct 16th  
Parish Hall

**7:00-9:00 PM—** Mini Workshop  
Working with Citrasolv, with Bonnie Davis



Oct 30th

**7:00 PM—** Board Meeting  
Held at the home of Leslie Winakur

# BULLETIN BOARD

**KEEPING UP...** As a new year kicks off, be sure to check the newsletter every month to keep up on all the goings-on in our very active guild. Things come up, and schedules sometime change, so this is the place to keep an eye out for notice of those changes.

**DIRECTORIES...** Directories will be available at the September meeting. Remember that the directory has more than names and contact information. It also contains the schedule for the year, a list of Board Members and Committee Chairs, SACG by-laws, preferred vendors, and more. Please support the merchants who support our guild by keeping our favorite supplies available. Many of those merchants also give members a discount on purchases. Be sure to consult the directory for more information.

**SEPTEMBER EARLY BIRD AND GENERAL MEETING...** Shhh... We'll have a chance to look at all the beautiful work done over the summer by Secret Pal participants. At the early bird you can try to guess who might have done the work and during the reveal, you'll see how close you came to guessing correctly. We'll also be voting on a revision to the SACG by-laws, adding a statement about website management responsibilities. This is a chance to make your voice heard.

**SEPTEMBER MINI...** The September Mini Workshop, *How to Photograph your Work* will be presented by Suzan O'Connor and Becky Hughes. You can find more information about the workshop further along in the newsletter. Sign up with Lenora Jordan.

**SEPTEMBER SATURDAY SPECIAL...** Our first Saturday Special this year, *Introduction to Color and Design* taught by Maggie Gillikin and Leslie Winakur, will be held on September 20th. More information and a supply list can be found further along in the newsletter. Saturday Specials are \$20 for members and \$25 for non-members. Be sure to sign up with Denise Cavanaugh.

**SACG WEBSITE...** Keep an eye on the SACG website and you will soon see it totally revamped. Thanks to the website committee and Haley Ping for all their hard work putting together a wonderful site. More information to follow at the October General Meeting. You won't want to miss it!

**OCTOBER EARLY BIRD AND GENERAL MEETING...** At the October General Meeting the Website Committee will take you on a tour of our much anticipated website redesign and new library space. The website committee will show you the results of their work to redesign and update the SACG website. Macy Reid will reintroduce everyone to the SACG Library, which now has a new permanent home. SACG has an incredible library, many of the books are out-of-print and hard to come by. Don't miss the excitement as we see the results of much hard work and many hours by all involved.

**OCTOBER MAJOR WORKSHOP AND LECTURE...** Jacqueline Sullivan will be giving a talk about her work from 7-9PM on October 10th at the home of Leslie Winakur. All SACG Members are welcome to attend, regardless of workshop participation. She will then teach a weekend class called *Lively and Luscious Layers*. Contact Jill Adams to sign-up for the class or to get on the waiting list.

**ALWAYS SUPPLY LIST...** The *Always Supply List* provides a list of supplies that are recommended for every workshop. Supplies that are required for particular workshops will be detailed in the newsletter. Take a look at the list, print it out, or have it handy for review when you come to workshops.

**MEMBERSHIP FORM...** Prospective members can print out the membership form at the end of this newsletter. See Fran Boffo for more information about membership and how to participate in the guild.

**EDUCATIONAL OPPORTUNITIES...** For the 2014-2015 guild year are detailed further on in this newsletter. Take a look at what's planned to make sure you don't miss anything!

## 2014-2015 BOARD OF DIRECTORS

One reason we have such a successful guild is because we have an active and hands-on Board of Directors. Our new Board was elected last spring and installed at the June meeting. Here they are in all their glory, From left-to-right: Becky Hughes (Parliamentarian), Lynn Rothe (Member-at-Large), MaryLynn Lurz (Secretary), Carolyn Patton (President), Sylvia Stanley (Member-at-Large), and Suzan O'Connor (Vice-President). Not pictured are Maggie Gillikin (Treasurer), and Members-at-Large Leslie Winakur, Macy Reid, and Lenora Jordan.






*September Mini Workshop  
How to Photograph Your Work  
Suzan O'Connor and Becky Hughes  
September 18th, 7-9 PM, Parish Hall*

Finally! The one you've been waiting for! Learn how to take a decent picture of your artwork. Whether you are simply capturing your hard work before giving it away to a friend or selling your piece for a million dollars, Suzan and Becky will show you how to capture the image to its best advantage. Learn how to deal with tricky problems such as photographing art under glass and making sure you get truer colors and finer detail. They will also show you some very easy lighting set ups and talk about camera settings. Cost is \$5 for members, and \$6 for non-members. Sign up with Lenora Jordan.





Supply list:

- One or two of your favorite pieces of unframed art
- Your own camera, if you have one



## PICTURES FROM THE PAST

Here are some pictures from workshops, meetings, and potlucks from last spring. Can you pick which picture is from which event?



# *Introduction to Color and Design*

*A Saturday Special with*

*Maggie Gillikin and Leslie Winakur*

*September 20th, 10AM–4PM, Parish Hall*



Although calligraphers are often focused on making beautiful letters, we must be able to place those letters in an interesting, artistic environment. This class will provide students with a basic knowledge of the elements of color and design, allowing us all to make not just beautiful letters, but also beautiful calligraphic art. All lessons and exercises will be in a book which will always be handy for future reference.


## **Student supply list:**

- Pencil
- Eraser
- ZIG or Pigma markers, in black, size 2.0, 3.0, or 5.0, or other *waterproof* black marker
- Old practice lettering sheets (yes, *really*, the ones you think you should throw away)
- 12" metal ruler with cork back
- Scissors or X-acto with fresh blades and cutting mat
- 2 water containers, size of a 1 pound margarine tub
- Blue painters' tape, 3/4" or 1" wide
- Rag and/or paper towels and/or tissues (with NO lotion in them)
- Cheap bristle brush, 1/2" flat, for use with matte medium adhesive
- Watercolor brushes: round, size 4, 8, and 12, and flat, size 1/2". We recommend Winsor Newton brand, Sceptre Gold II, 101.
- Palette - a regular watercolor palette—filled if you have it, or an empty white plastic palette or plastic plate
- Watercolor paints - in tubes. Tubes come in two sizes, the smaller ones cost less, of course, but the larger ones are much more economical.
  - Aureolin yellow
  - Cadmium yellow
  - Cadmium red
  - Alizarin crimson (NOT hue or permanent in name)
  - Winsor blue (green shade)
  - Winsor Green (blue shade)
  - Ultramarine blue

**NOTE:** We have asked the vendors to bring brushes, watercolors, and palettes to the Calligraphy Exchange on August 21, so take advantage of the discounted prices that night and stock up on supplies.

**Maggie and Leslie will bring** the following supplies to share if you do not have all of the above. However, they suggest you purchase as many of the supplies as you can manage, since then you will be able to reproduce these exercises in your work in the future, using the same supplies you used in class.

- Book covers
- Book paper, 90 lb. cold press watercolor paper
- Colored acetate
- Red value finders
- Rice papers and collage papers
- Matte medium in containers
- Miscellaneous supplies



## 2014-2015 EDUCATIONAL OPPORTUNITIES

In addition to the monthly meeting, SACG has numerous educational opportunities throughout the year. All meetings and classes are open to everyone, regardless of skill level or experience.

**MINI WORKSHOPS...** Mini workshops are scheduled on the third Thursday of the month from September through June (except November and December). We have a lot of fun classes and activities planned this year. See Lenora Jordan to sign up for any you are interested in, or simply sign up for all them and you won't have to try to remember which you've signed up for and which you haven't. Classes are \$5 for members and \$6 for non-members. Topics this year include photography, lettering, bookmaking, and more! The cost to sign up for all eight mini workshops this year is \$40 for members. Where else can you get a two hour class taught by professional artists and teachers for \$5.00? Space is limited, so sign up now before they fill up!



**SATURDAY SPECIALS...** Saturday Specials are one-day classes taught by members of the guild. They are held in the Parish Hall from 10AM-4PM and cost \$20/class. This year's Saturday Specials include topics on stencils, lettering, and color and design. Contact Denise Cavanaugh for more information or to sign up. Be sure to check the calendar for dates.


**MAJOR WORKSHOPS...** We have two major workshops scheduled this year. Major workshops are two full days of classes taught by visiting teachers. This year's major workshops will be taught by Jacqueline Sullivan and Pamela Paulsrud.

**MENTORING...** Members who are interested in individual learning opportunities can be paired with a mentor. Individuals and mentors are paired when both have expressed an interest in the program. Contact Betty-Lou Jordan if you are interested in learning more about the mentoring program.



**ENVELOPE EXCHANGE...** The Envelope Exchange is a good way to commit yourself to a small piece, be inspired by the work of others, and best of all, get something pretty in the mail! Sylvia Stanley will have more information about the exchange in November.

**SECRET PAL...** Though Secret Pal isn't a formal "class," it is an opportunity to challenge yourself in your art and calligraphy. There is no minimum skill requirement to participate, so consider participating to push the boundaries of your experience and put into practice some of the things you've learned over the year. You will accomplish things you didn't think possible and will be inspired by the work of other members as you receive pieces from your Secret Pal. More information about Secret Pal will be provided in January and February.



**FALL AND SPRING EXHIBITS...** Again, though the exhibits are not formal classes, keep them in mind as you work through the other opportunities the guild offers. The exhibits are an opportunity to challenge yourself, receive feedback from other members, and take pride in your accomplishments. Though the guild has guidelines for exhibited pieces, there is no skill-level requirement. Exhibit guidelines can be found in the Directory. Our Exhibit Chair for this coming year is Joanne Pacelli. Contact Joanne if you have questions about the requirements. More information about this year's exhibits will be available throughout the year.



# STANDARD SUPPLY LIST

## FOR ALL SACG WORKSHOPS

NOTE: This is a basic list of supplies for most SACG workshops. Check the newsletter for additional supplies required for specific workshops. If you need help understanding something on the list, ask an established member. They'll be glad to help!

- Paper & pen/pencil for taking notes
- Double ended pen handle, round barrel
- Nibs: 1 pointed nib (i.e. Nikko G or Brause EF66)
- 2 broad edged nibs (i.e. Mitchell # 5 or # 6 – small and Mitchell #2 – large)  
Note: Mitchell nibs are the most flexible, Tape nibs are medium flexibility and Brause nibs have the least flexibility)
- Mechanical or regular pencils: a soft (2B) and a hard (4-6H)
- Eraser – white vinyl is good or a kneaded eraser
- Ruler – 18" or longer – metal cork-backed is best
- Scissors
- Xacto knife with #10 & #11 blades & empty Tic-Tac container (or other small container) for used blades – this is a safety thing
- Slant board
- Gouaches – Ivory Black (Windsor Newton or Schmincke are good brands) other colors of your choice
- Gum Arabic – Windsor Newton brand
- Mixing pan, mixing brush, dropper & distilled water, spritz bottle with distilled water, and small container(s) with lid(s) to take home leftover mixed gouaches
- Water container for cleaning brushes, etc.
- Old toothbrush for cleaning nibs
- Paper towels – the blue shop towels are the best
- Masking tape, blue artists/drafting tape
- Sharpie marker for labeling your tools – everyone in class has the same stuff!

### OPTIONAL ITEMS:

- 11 X 17 Calligraphy grid pad
- Crocus cloth – 1 sheet
- Magnifier – 8X – 12X
- Mag-eyes / Optivisor
- Ott-Lite, extension cord(s), power strip
- Cushion to sit on
- Footrest
- Sweater or jacket – some workshop rooms get cold
- Munchies & drink
- Pliers – for opening tubes of gouache and/or paints

### SUPPLIERS:

Herweck's Art Supply – local in San Antonio  
Asel Art Supply – local in San Antonio  
Paper and Ink Arts – [www.paperinkarts.com](http://www.paperinkarts.com)  
Blick Art Materials – [www.dickblick.com](http://www.dickblick.com)  
John Neal, Bookseller – [www.johnnealbooks.com](http://www.johnnealbooks.com)  
Talas – [www.talasonline.com](http://www.talasonline.com)



# San Antonio Calligraphers Guild

## 2014-2015 Membership Form

Name: \_\_\_\_\_

Spouse's Name: \_\_\_\_\_

Address: \_\_\_\_\_

City: \_\_\_\_\_ State: \_\_\_\_\_ Zip: \_\_\_\_\_

Home Phone: (\_\_\_\_) \_\_\_\_\_

Cell Phone: \_\_\_\_\_

Fax: \_\_\_\_\_

E-mail: \_\_\_\_\_

Birthday (month /day): \_\_\_\_\_

\_\_\_\_\_ (initial) I give permission to SACG to publish the information supplied on this form in the guild directory.

\_\_\_\_\_ (initial) I give permission to SACG to publish on the SACG website and in the newsletter pictures of me taken at SACG meetings

\_\_\_\_\_ (initial) I give permission to SACG to publish representations of my work that have been displayed or completed at SACG events and classes.

I would like to help on one or more of the committees I've checked below:

<input type="checkbox"/>	Awards and Memorials	<input type="checkbox"/>	Historian	<input type="checkbox"/>	Newsletter
<input type="checkbox"/>	Directory	<input type="checkbox"/>	Hospitality	<input type="checkbox"/>	Notification
<input type="checkbox"/>	Door Prizes	<input type="checkbox"/>	Library	<input type="checkbox"/>	Photography
<input type="checkbox"/>	Early Bird Specials	<input type="checkbox"/>	Mailing (Newsletter)	<input type="checkbox"/>	Programs
<input type="checkbox"/>	Envelope Exchange	<input type="checkbox"/>	Major Workshops	<input type="checkbox"/>	Publicity
<input type="checkbox"/>	Exhibits	<input type="checkbox"/>	Membership	<input type="checkbox"/>	Saturday Specials
<input type="checkbox"/>	Fund Raising	<input type="checkbox"/>	Mentoring	<input type="checkbox"/>	Secret Pal
<input type="checkbox"/>	Greeters	<input type="checkbox"/>	Mini Workshops	<input type="checkbox"/>	

I would like to donate to the SACG education fund \_\_\_\_\_

I would like to donate to the SACG scholarship fund \_\_\_\_\_

<p><b>Dues are \$24.00 a year</b></p> <p>Make checks payable to SACG</p> <p><b>Mail to:</b></p> <p>San Antonio Calligraphers Guild</p> <p>ATTN: Membership Chairperson</p> <p>324 Meadowbrook</p> <p>San Antonio, TX 78232</p>	<p><b><i>Tell me more about...</i></b></p> <hr/> <hr/> <hr/> <hr/> <hr/> <hr/>
--	--