

SAN ANTONIO
CALLIGRAPHERS GUILD

Flourishes

June, 2013



Becky's Bits and Bytes

Kaye Yarbrough presented us with an evening of lovely calligraphy and entertaining stories of her history with various guilds, teachers and fellow calligraphers. She brought examples of her beautifully executed pieces in a number of hands which were displayed for the Early Bird. Thank you, Kaye, for sharing your work with us.



Our *Spring Exhibit* at the San Antonio Central Library Gallery will extend through May 31. Be sure to plan a visit to this lovely space and see the great variety of calligraphic art works. It's very exciting for the guild to be represented again in this high profile venue and, as usual, our members will impress you with the quality and creativity of their work.

Beth Morton will present the *May 16th mini workshop*. Beth will be teaching us all about distressed paper, how to make it, and what you can do with it. You won't want to miss this opportunity to find new ways to make backgrounds for your work and vary your artwork.

On June 20, Lenora Jordon will teach us how to make *Art Dolls*. This is a fun hands-on workshop in which you will learn the basics of making these dolls which, using your own creativity, you can take in any direction. We will meet in the Parish Hall for this enjoyable mini workshop. Sign up with Maggie Gillikin. These workshops are an incredible bargain at just \$5 for members, \$6 for non-members.

Maggie Gillikin will be teaching us to make paper at the *May 18th Saturday Special* at Discovery School. This is a very simple method which you can repeat on your own in your own kitchen. (Really!) We're looking forward learning some of the basics of this ancient craft.

We are fortunate to have a summer workshop with *Brody Neuenschwander* on August 7 and 8. We will all have a chance to attend his lecture on Thursday evening, August 8 at Discovery School. There will be a change of date for our summer Exchange. It will take place the first Thursday of August in the Parish Hall at Christ Episcopal Church.

I hope you are all planning to come to the *June Pot Luck Dinner*. We always have a wonderful meal and a chance to visit with each other before the summer break. Bring your favorite dish, and enjoy an evening with friends. Also bring your envelopes from the exchange or some of the works that you did in the various workshops this year. We often get to see the beginnings but not always the finished products of these classes.

See you in June
Becky

COVER ARTIST

LESLIE WINAKUR



JUNE BIRTHDAYS

2 BJ Nichol

27 Rhodeen Howell

9 BJ Grant

13 Kimberly Hartzog

16 Martha Kallus

22 Kimberly Lockhart Calpito



23 Jennie Duncan

24 Johanna Comuzzi



Flourishes, the monthly publication of the San Antonio Calligraphers' Guild, is published ten times per year, September through June. All articles and art work must be submitted to Beth Morton at beth@jnbmorton.com, with SACG in the subject line. Deadline is the first Thursday of the month prior to the next month's issue, usually at the monthly General Meeting. ©2013. All rights reserved.

June 2013

Sun	Mon	Tue	Wed	Thu	Fri	Sat
						1
2	3	4	5	6 	7	8
9	10	11	12	13	14	15
16	17	18	19	20 	21	22
23	24	25	26	27 	28	29
30						



**GENERAL
MEETING
June 6**

7:00 PM at Christ Episcopal Church, Parish Hall
Annual Potluck and Envelope Exchange Display



**MINI
WORKSHOP
June 20**

7:00-9:00 PM at Christ Episcopal Church, Parish Hall
Art Dolls with Lenora Jordan



**PLANNING
MEETING
June 27**

7:00 PM 2013-2014 Planning Meeting at the home of Leslie Winakur.

July 2013 Calendar and Birthdays

There are **no** activities
scheduled for July.

July Birthdays

1 Beth Morton
2 Lynn Rothe
3 Anita Hyman
5 Mari Frischmuth
8 Nicole Trevino
12 Camille Storment
14 Kathy Griffin
15 Taryne Lewey

16 Cindy Sailor
20 Nena Richardson
20 Gayle Venticinque
27 Macy Reid



August 2013

Sun	Mon	Tue	Wed	Thu	Fri	Sat
				1	2	3
4	5	6	7 	8 	9	10
11	12	13	14	15	16	17
18	19	20	21	22	23	24
25	26	27	28	29 	30	31



**Major
Workshop
Aug 7-8**

**Major workshop with Brody Neuenschwander
Discovery School**



**Special
Presentation
August 8**

**7:30 PM—9 PM
Lecture by Brody Neuenschwander
At DISCOVERY SCHOOL
More details to follow in August**



**Board
Meeting
August 29**

7:00 PM Board Meeting at the home of Leslie Winakur.

August Birthdays

1 Anne M. Schmidt
3 Yuki Zepeda
11 Julie Bennett
17 Beverly Carter
17 Dolores Schultz
18 Cindy Haller
18 Deborah Hartigan

19 Jill Adams
19 Sharon
Halstead
20 Lisa Phillippi





BULLETIN BOARD



SATURDAY SPECIAL Our last Saturday Special of this year is scheduled for May 18th at Discovery School. Join us as Maggie Gillikin teaches us how to make paper in our own kitchens. Don't miss this hands-on opportunity to make a mess and take home some beautiful paper made with your own hands.

THE CALLIGRAPHY LIBRARY HAS A NEW BOOK. This book is a gift presented to the guild by the Library Committee. The title is Take Your Pleasure Seriously by Luca Barcellona. This book is a volume of contemporary calligraphy. If you enjoyed the graffiti mini presented by Leslie Winakur, you will enjoy this book. If you like graphic arts, you will enjoy this book. If you like beautiful, imaginative calligraphy, you will enjoy this book. The book is located in Box 1: Contemporary Calligraphy.

A NOTE FROM MARY B. BOWMAN... Thank you to everyone who has made the last few months of my life easier after my accident and the loss of my apartment. I am overwhelmed by the generosity of all members of the guild. Thank you again for all your support, however given.

MEA CULPA... Well, um, we forgot to vote for our new board last month. Voting and installation will take place at the June potluck.

MAY MINI... The May mini has been changed to "Distressed Papers." More information is further on in this newsletter.

JUNE MINI... The June mini, our last of the year, is all about making art dolls. More information is further on in the newsletter. Contact Maggie Gillikin to sign up for either mini.

SUMMER WORKSHOP WITH BRODY NEUENSCHWANDER... There is currently a waiting list for our summer workshop with Brody. Contact Jill Adams to add your name to the list. Remember, life happens, and a spot might open up for you.

PAUL FREEMAN AWARD WINNERS ARE... Deborah Bowen, Carlos Haun, Beth Morton, and Sylvia Stanley. Thank you, ladies, for everything you've done to make our guild a great place to be.

Thank you as well to Maggie Gillikin and Leslie Winakur, who made the awards for all nominees, a portrait and certificate, to all the nominees, and those who took the time to make the nominations. You all make this guild one of the very best.



ANNUAL POTLUCK DINNER, ENVELOPE EXCHANGE, AND YEAR-END WORK DISPLAY...

June is the month for the guild's annual potluck dinner. Remember to bring your dish to share (and the serving utensils!)


The potluck is also the time for everyone to see and appreciate all the hard work our members have done over the last few months for the envelope exchange. Participants should bring their envelopes displayed on a standup display.

We also have an opportunity this year for people to display work they've done in guild workshops over the last year. Bring your practice pieces, completed pieces, scraps of paper and anything else you can think of to share with the rest of the guild. Call Sylvia Stanley if you have questions.

San Antonio Calligraphers' Guild Spring Show and Take Down Information

Our annual Spring Show is a wonderful success. All this is thanks to the exhibit committee members who worked tirelessly for days-on-end.

Many, many thanks go out to Maggie Gillikin, Rosemary Rodriguez, Martine Colin-Dickey and Carolyn Patton. You are an amazing team! Also, thanks to Lynn Rothe, who worked beside Maggie, making beautiful calligraphic bookmarks for all the guests. You all make this the best Guild ever!



Artists, please collect your pieces from the Library Gallery on Saturday, June 1, between 9am to noon. If you cannot be there, please make arrangements with me or a friend.

Thank you,
Joanne Pachelli

A TRIBUTE for MARSHA and LARRY BRADY

Our Guild has hosted Marsha Brady several times. Marsha is an outstanding teacher and has boosted the Guild's skill level to an ever higher degree. Do you remember how we honored Reggie at the Legacies conference? Maggie and Leslie did another large "President's Book" and many people sent in their artistic contributions. He was "WOWED"... and honored!!! Several members of the St Louis, MO. calligraphy guild are coordinating an effort to make the same kind of presentation to the Brady's at the conference in Colorado Springs this July. They will be making a box to house submissions by those who wish to honor the Brady's. If Marsha or Larry Brady have influenced your calligraphic life, now is the time to honor them.

Your *Thank You/ remembrance/artwork* should be on an 8 1/2 X 11 " paper and must be turned in to Bonnie Houser at the June Pot Luck. Bonnie will forward all submissions at the same time.

June Mini: Art Dolls with Lenora Jordan 7:00 PM June 20, Parish Hall


Art dolls can be a springboard to creativity. They can be made of cloth, polymer clay, altered dolls, and found materials. We will be learning how to make a very simple doll using wood, beads, found objects, and any other items you want to use.

Supplies to bring:

- Glue: PVA, Jewel It, Hot glue gun
- A variety of lids
- Yarn
- Wire
- Any other objects you would like to use on your doll

Lenora will supply:

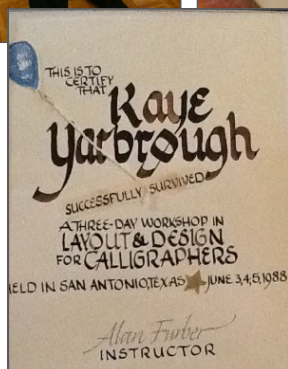

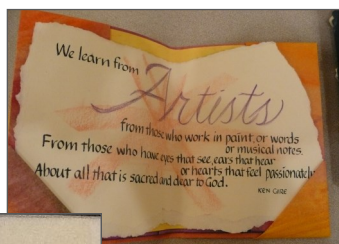
- Wood pieces
- Everything else





General Meeting: Kaye Yarbrough Retrospective

Longtime member Kaye Yarbrough gave us all a wonderful presentation about her journey through art and calligraphy. Thank you, Kaye, for your taking us all on your amazing journey.



CALLIGRAPH#ITTI

Many thanks to Leslie Winakur for teaching the last mini on Calligraphitti. Everyone enjoyed altering traditional letters and learning about the art of graphitti.





MENTOR/MENTOREE COMMITTEE

This program has been ongoing for the past year. Since we now have so many new members, I thought it would be nice to put out a request for **summer mentors and mentorees**. Summer is the perfect time to have your mentor tell/show you about the different nibs, paper, pens, where to shop for them, how to set up a practice schedule, etc.

Remember, **Mentors** are not to be looked upon as tutors, but as encouragers and answerers of questions. The mentor has the freedom to plan get-togethers and play days, if the schedules allow it.

Mentorees have the responsibility of doing as much practice as possible, to investigate classes, to read and to view as much as you can on calligraphy and its related areas, and to play and enjoy this new adventure!

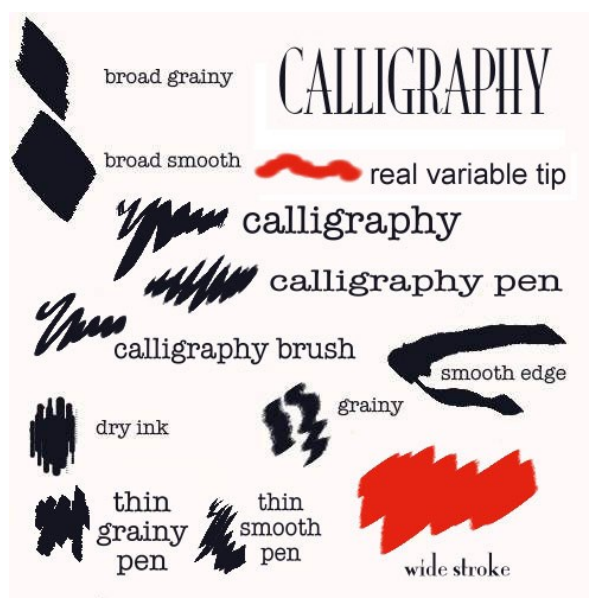
My job as coordinator is just to match everyone up and getting input from each of you. I will be doing this mostly by email or telephone.

Please email the following information to Betty Lou Jordan:

- Whether you want to be a **mentor** or a **mentoree**
- Your name
- Your telephone (home and cell)
- Your email
- Your comments (expectations or things you want to know, for example, which tools to buy, papers, etc.)



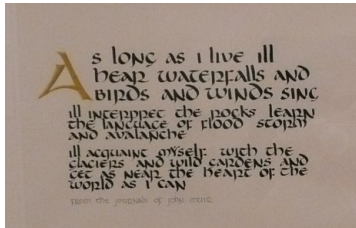
Looking forward to a summer of fun, surprises, progress, and growth!

Betty Lou Jordan
 Chairperson, Mentoring Committee
bjordan11@me.com
 210-654-4045 (home)
 210-213-2287 (cell)



Spring Show

Our exhibit committee did an incredible job finding the location, hanging the art, and putting together a successful show. Thank you to everyone who worked hard to make the show a success and to those who allowed us all to appreciate their work.





May Mini Workshop Distressed Ink Papers with Beth Morton May 16, 2013, Parish Hall

At the May mini workshop, you'll have the opportunity to learn about and experiment with making distressed papers using dye-based stamp pads, inks, stamps, and calligraphy tools. These papers are great to use as backgrounds and collage work. No two papers are the same and the combinations are unlimited.

Supply list:

- Dye stamp pads: This matters, pigment-based stamp pads do not work as well for this technique. Don't bring your best pads for this. You'll be placing color directly on the paper and layering colors, so there's a chance your colors might get mixed.
- 4 or 8 oz. spray bottle (for water)
- Paper towels
- Kitchen-size garbage bag and large piece of cardboard (about 15 x 20 inches). You'll put the cardboard inside the garbage bag to make yourself a stable and cleanable work surface, so the size doesn't have to be exact. A part of a shipping box or a cereal box taken apart works well.
- Rubber gloves - You will get dye inks on your hands, bring these if you don't want your hands dyed.
- A variety of papers to experiment with: Arches, Schiller, tracing, charcoal, drawing, printer paper, light-weight watercolor paper...
- Pencil to make notes on your papers about what you did and used

Optional:

- Your favorite calligraphy tools: Brushes, wide nibs, non-traditional writing tools, etc.
- Stamps (large "background" stamps work well)
- Textured surfaces: Bubble wrap, corrugated cardboard, mesh, etc.

What will be supplied:


- A variety of papers, including printer paper
- Some stamps pads to share
- Stamps



Happy Trails for Secret Pals

With the distribution of the names and the drawing of the boots at BOOT CAMP, the launching of this Summer of Secret Pal Creations was initiated. For the 16 hearty Pals, Your time has come.... Now you can begin to create and send items. Try to disguise your work and baffle your pal.

A Reminder that at least 3 handmade items are required. Also, we ask that you limit your sending to a maximum of 12. If you've not received anything by July 4, please contact Bonnie at 824-5497 and I'll do my best to remind the other party.



Please mark your calendars for Thursday, August 22. That is **BOOT ROUND-UP**. Come for Wine and nibbles at Bonnie Houser's home, 251 Blue Bonnet Blvd. from 5 to 7 p.m. You absolutely **MUST** turn in your boot at that time (finished or not). They must be collected for the **SECRET PAL EXPO**, on September 5. You will locate your own decorated boot and place your items in front of it. Please be at the church by 6:15, because these items are the Early Bird for that evening.

Happy Trails for Summer creating and gifting!!!