



Cover Art Created by Lynn Rothe

Thoughts from the President

Well, it's been a busy summer. The members of your Board and Committee Chairs have been working behind the scenes to bring you a great 2017-18 program year. I am so grateful to be associated with them and see the continual progress we make as a group.

If you are reading this, you have undoubtedly noticed the changes to the appearance and organization of our website. We owe this incredible make over to member Natalie Garza. Natalie has applied both her technical and artistic talents to design, re-structure, test and refine almost every part of the site.

There are several favorite features of mine that I would like to bring to your attention.

The first is that the website is so simple to navigate. Most of us go to the site to see what's happening. "Upcoming Events" figure prominently on the lower left of every page as well as having a page of its own. Click practically anywhere and you will see current information.

The second feature I just love is that the home page visually represents who we are! Members Leslie Winakur and Maggie Gillikin have contributed their talent to put beautiful calligraphic examples right on the front page. The home page also has an interactive feature where members, too, can submit work—and I hope all of you will do just that! Just click on "*If you wish to submit your own artwork to be featured on the site, **fill out this form!***" and it will walk you through the process. We want to showcase as many examples of your beautiful calligraphy as possible.

The third feature is the "*Frequently Asked Questions*" or "FAQ". Finally we have a forum to exchange ideas, information and expertise on line. No more waiting for a monthly meeting to ask for help; no more hoping the solution you've been looking for might be covered in a workshop; no more new members too shy to ask something for fear of being seen as, well, new. Now you can just type in your question or reply to one that is already there. Again, our goal is to promote real conversations, in real time, that provide value to our members.

I hope you'll take some time to explore our website. Just play. Read all the interesting information about the Guild. Get fresh ideas for your work. Make it your communication tool. And as always, please give your feedback to any Board member or Committee chair so that we can continuously improve our website and other Guild offerings.

See you at the September Meeting!
Suzan OConnor

[Click here to see the new site!](#)

This Year's Officers and Committee Chairs

Officers:

President: Suzan OConnor

Vice President: Karen Fridlund

Secretary: Laura Herold

Treasurer: Carolyn Patton

Members at large:

Lynn Rothe

Bonnie Houser

Rosemary Rodriguez

Becky Hughes

Leslie Winakur

Letter from the (New) Editor!

Hello Guild Members! As Suzan mentioned, along with a new website, we are also introducing a new E-Newsletter! I'm excited to move forward with this project as your new Editor and look forward to working with everyone to bring you an amazing Newsletter and Website. Both are designed to be cohesive and interactive, I hope you enjoy and have fun contributing!

As a reminder, any newsletter submissions will need to be submitted by email to news@sanantoniocalligraphy.com, by the first Thursday of every month to be included in the next month's issue.

Recent Happenings!

General Meeting - May*

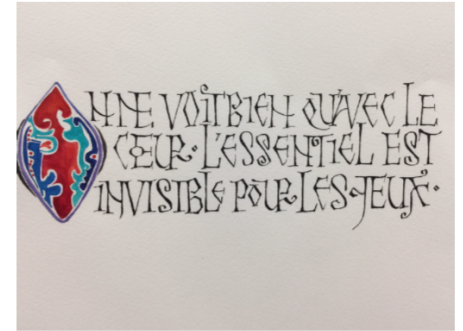
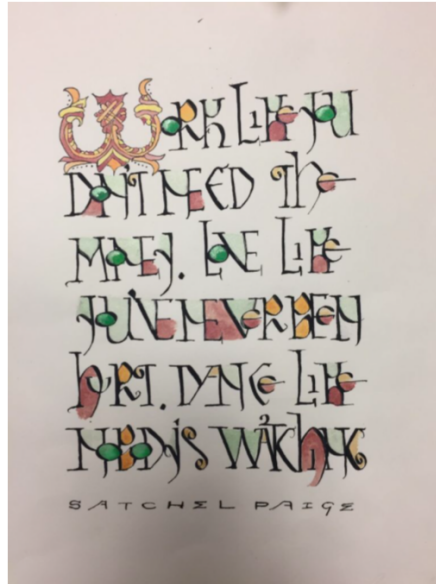
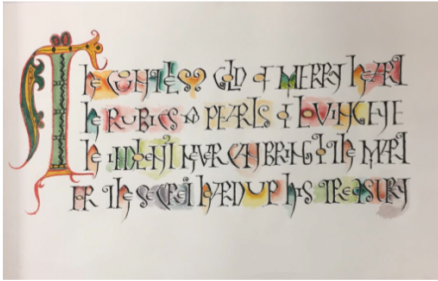
Sarah Axsom, Rosemary Rodriguez, Laura Herold, and Suzan O'Connor were announced as the 2016-2017 Paul Freeman Award winners at the May 2017 Calligraphy Guild meeting. They were presented with the calligraphic work of their choice to display in their home for one year. All nine nominees received a lovely calligraphic commemorative book made by the Reggie Class participants. The guild is fortunate to have so many members who give unstintingly of their time and talents to make the guild the outstanding organization it is.



For our Program, Risa Gettler, an accomplished calligraphic artist from California, discussed her work on a years long commission, presenting many images and discussing how and why she created the art. Risa also discussed how she figures her charges for a commission such as this. Her images were very inspiring to all of us.

Major Workshop - Visigothic Versals - May*

Risa Gettler taught us all about Visigothic Versals, using first pencil drafts of our quote, then inked drafts, and finally an inked draft with a capital letter and color as well. Everyone was successful in this class, and several works from class became Exhibit pieces at our recent show at the Library.



Summer Potluck*

Here are some photos from our Summer Potluck as well as pictures from this years Envelope Exchange!



Mini Workshop - Papel Picado - July*

Workshop presented by Monica Brooks. Participants were happy to display the brightly colored tissue paper banners created in the Papel Picado workshop. Fun was had by all as they learned two techniques to design and create banners with images and words.



Saturday Special - Gotcha Covered - July*

Beth Morton showed guild members how to make book cloth out of fabric. Everyone went home that afternoon with a portfolio book coved in the cloth they made that morning!



Calligraphy Exchange - August*

SACG members and guests shop and visit at the Annual Exchange on August 3. Herweck's on Broadway brought art supplies and members brought everything from books to ceramics to tempt buyers.



**Click on any of the above titles to see more photos of the event!*

Calendar At-A-Glance

September

September 7th

-6:30 PM - 7:00 PM -- Early Bird: *Secret Pal Art Display*

-7:00 PM - 9:00 PM -- General Meeting and Program: *Secret Pal Art Expo* Presented by Lynn Rothe and Secret Pal Participants -- Christ Episcopal Church, Parish Hall, 510 Belknap

September 21st

-7:00 PM - 9:00 PM -- Mini Workshop: *2D TO 3D Butterflies and a Crane* Presented by Maggie Gillikin -- Christ Episcopal Church, Parish Hall, 510 Belknap

September 28th

-7:00 PM - 9:00 PM -- Board Meeting: Home of Leslie Winakur

October

October 5th

-6:30 PM - 7:00 PM -- Early Bird: Display and Sale of Work by Ken Harris

-7:00 PM - 9:00 PM -- General Meeting and Program: *Seeking Inspiration From Around You* Presented by Ken Harris -- Christ Episcopal Church, Parish Hall, 510 Belknap

October 7th - 8th

-9:00 AM - 5:00 PM -- Major Workshop: *Traditional Raised and Burnished Gesso Gilding* Presented by Ken Harris -- Discovery School, 222 Salem

October 19th

-7:00 PM - 9:00 PM -- *Fun with Modern Calligraphy* Presented by Monica Brooks -- Christ Episcopal Church, Parish Hall, 510 Belknap

October 20th-21st

-Herweck's Annual Product Sale

October 26th

-7:00 PM - 9:00 PM -- Board Meeting: Home of Leslie Winakur

[See the Full Calendar](#)

Upcoming Events

September 7th

General Meeting - Secret Pal Art Expo with Lynn Rothe and Secret Pal Participants

Is it you? No, it's her. Nope, I think it's him! Hmm, I don't think so.

The program, after the September 7th General Meeting, is our big

Secret Pal Art Expo & Reveal

The calligraphy and art projects are always fabulous and inspiring. It's a night filled with fun and surprises, so come share this evening with us and watch as the Secret Pal participants find out who has been sending them goodies all summer.

See you there!



September 21st

Mini Workshop - 2D TO 3D Butterflies and a Crane
with Maggie Gillikin

You could buy a beautiful butterfly pin like this for \$30 or more. Or, for \$5, you can join us at the September Mini Workshop and make your own very special butterfly. We will also be doing a 3-D crane card as well!

Click here to read more, find details,
and see the supply list!



October 7th-8th

Major Workshop - Traditional Raised and Burnished Gesso Gilding
with Ken Harris

Have you ever marveled at the beautiful illuminated manuscripts of the Middle Ages? Have you ever asked yourself how it is that these amazing illustrations, painted in vivid colors and gilded with real gold, have survived for hundreds of years and not lost a bit of their beauty? This is the class that will teach you the secrets of the medievalists and their art.



Classic gilding such as raised and burnished gold, involves techniques that have come down to us from the Middle Ages. You will grind ingredients to create the gesso (or ground) that supports the gold, lay the liquid gesso on your design, apply the gold and then polish it to a mirror brightness. Once your design is finished it will be ready for the next process - the application of color.



[Click here to read more, find details,
and see the supply list!](#)

Note:

There is a basic list of supplies for most SACG workshops. Check the Calendar for additional supplies required for specific workshops. If you need help understanding something on the list, ask an established member. They'll be happy to help!

[See the Supply List](#)

[Preferred Vendors](#)

Join Us!

The San Antonio Calligraphers' Guild meets on the first Thursday of the month, September through June, at 7:00PM in the Parish Hall of Christ Episcopal Church, 510 Belknap Place. An "Early Bird" Program begins at 6:30PM followed by a business meeting and program. Membership in the Guild is open to all who are interested. The dues are \$24.00 annually to cover the period from July 1st through June 30th of each year. Secondary memberships are \$12.00 for each family members. Visitors are welcome and may attend two meetings before paying membership dues.

[Become a Member!](#)

[Unsubscribe](#) | [Manage your subscription](#)

San Antonio Calligraphers' Guild
P.O. Box 291232 San Antonio, TX 78229